



GOVERNMENT OF BERMUDA
Cabinet Office

Department of Statistics

FACTS FIGURES 2011



FACTS & FIGURES 2011



GOVERNMENT OF BERMUDA

Published By The Government Of Bermuda
The Cabinet Office

Department Of Statistics

Cedar Park Centre, 48 Cedar Avenue, Hamilton HM11

P.O. Box HM 3015, Hamilton HM MX

tel: (441) 297-7761

fax: (441) 295-8390

e-mail: statistics@gov.bm

website: www.statistics.gov.bm

October 2011

Designed by Department of Communication and Information

Printed by Bermuda Press

This publication is compiled by the Department of Statistics. It shows in summary form some of the main indicators of social and economic trends in Bermuda.

Much of the data have been drawn from published reports of government departments and public authorities. Their assistance and cooperation are gratefully acknowledged.

Symbols

—	zero or less than ½%
p	provisional
*	fiscal year: 1 April – 31 March
r	revised
\$m	millions of dollars
kWh	kilowatt hour
000s	thousands
N.A.	not available
e	estimate

HISTORICAL NOTES

16th Century

Bermuda is sighted by Spanish seaman, Juan de Bermudez, before 1511 (when Bermuda was shown for the first time in Legatio Babylonica by Peter Martyr).

17th Century

- 1609 Start of human settlement as a result of shipwreck of the Sea Venture, which was bound for Virginia.
- 1612 Permanent settlers arrive from England, one of them being Richard Moore, the first Governor. Town of St. George established
- 1616 One Black and one Indian arrive from West Indies as indentured servants to dive for pearls.
- 1620 House of Assembly formed, giving some measure of internal self-government.

Economy: Whaling, ship-building, tobacco-growing, and beginning of salt-raking in Turks Island (1668-1801).

18th Century

- 1730s Resistance to slavery continues to grow.
First newspaper begins publication (Bermuda Gazette).
- 1784 First Postal Service begins.
- 1792 Building of Hamilton begins.

Economy: Privateering becomes main economic activity as result of hostilities between England and European countries.

19th Century

- 1810 Construction of Dockyard begins.
- 1815 Hamilton becomes capital city.
- 1834 Abolition of slavery.
- 1839 Bermuda Library founded.
- 1847 Arrival of first Portuguese labourers.
- 1858 First bank established.
- 1887-90 Introduction of first telephone and cable service.
- 1894 King Edward Memorial Hospital established.

Economy: Agriculture gains in economic importance; export of spring vegetables to eastern United States.

20th Century

1901	Tourism emerges as winter season economic activity.
1904	Introduction of electricity.
1930s	Bermuda begins promoting itself as a summer tourist resort.
1931- 48	Bermuda Railway in operation.
1938	Introduction of passenger air service between Bermuda and New York.
1944	Women's suffrage granted (with property qualification).
1946	General use of cars; establishment of first broadcasting station.
1963	Establishment of first political party.
1965	Formation of the Bermuda Regiment.
1968	New Constitution brings ministerial Government and first general election under universal adult suffrage.
1972	Bermuda College is established.
1979	Constitutional Conference.
1979	Women voluntarily join the Bermuda Regiment.
1984	The Human Rights Act of 1981 becomes operative.
1997	Pamela Gordon is appointed Premier by her United Bermuda Party colleagues, becoming the first female to hold this position.
1998	The Progressive Labour Party wins its first general election, marking the first change in Government since the establishment of party politics thirty years ago.
1998	Jennifer M. Smith, on November 9, 1998, became the first female political party leader to lead her party to a general election victory and then to become the Premier of Bermuda as a result of the said general election.
Economy:	Tourism moves to forefront as primary foreign exchange earner, but gives way to international business during the last decade of the century.

21st Century

2003	U.K. Parliament passes an Order in Council to amend the parliamentary election process as laid out in the Bermuda Constitution from one based on twenty dual-seat constituencies to thirty-six single-seat constituencies comprising near equal numbers of eligible voters.
2007	Dame Lois Browne-Evans dies on May 29
2008	Dame Lois Browne-Evans is celebrated as Bermuda's first national hero on the inaugural National Heroes' Day, 13 October 2008.

Origin and Geography

Islands (approximately 138) are volcanic in origin with limestone cap. Mainland comprises 7 largest islands linked by bridges.

Latitude: 32° 19' north

Area: approx.20.5 sq.miles

Longitude: 64° 46' west

Max. elevation: 259.4 ft

Climate

Climate is sub-tropical and frost free.

	2008	2009	2010
Air Temperature (F)			
Absolute Maximum	86.5 (Aug)	88.7 (Aug)	88.3 (Aug)
Absolute Minimum	50 (Mar)	48 (Mar)	48 (Mar)
Mean Daily Maximum	75.4	75.8	74.6
Mean Daily Minimum	67.9	68.1	66.9
Mean Relative Humidity (%)	75	74	72
Annual Rainfall (ins)	55.82	55.99	46.29
Total no. of Rain days	167	179	180



Population and Vital Statistics			
Population: ¹	1980	1991	2000
Civilian non-institutional	54,050	58,460	62,059
Male	26,350	28,345	29,802
Female	27,700	30,115	32,257
Population Density (per sq. mile) ²	2,922	3,160	2,992 ³
Population Characteristics:			
Ethnicity			
%Black	61	61	61
%White and other	39	39	39
Nativity			
% Bermuda-born	74	73	71
Age			
%21 yrs. Plus	67	73	74
Religion			
% Anglican	37	28	23
% Roman Catholic	14	15	15
% A.M.E.	10	12	11
% Methodist	6	5	4
% 7th-Day Adventists	5	6	7
% Other ⁴	28	34	40
Vital Statistics: ⁵			
	2008	2009	2010
Crude birth rate	12.8	12.7	11.9
Crude death rate	6.9	7.3	7.4
Infant mortality rate	4.9	1.2	1.4
Crude marriage rate	11.2	10.6	9.6
Crude divorce rate ⁶	3.3	2.8	n/a
Life expectancy at birth:			
	1980	1991	2000
Female	76	78	81r
Male	69	70	75

¹ Census Data² Does not include land leased to the US government in 1980 and 1991³ The population density includes former baselands⁴ Includes non-religious and not stated⁵ Per 1000⁶ Rates based on divorces granted

Economic Activity

Consumer Price Index (April 2006 = 100.0)

	2008	2009	2010
All items C.P.I. ¹	109.1	111.1	113.7
% change over previous year	4.8	1.8	2.4

Retail Sales Index (2006 = 100.0)

	2008	2009	2010
All retail sales ²	106.0r	102.5r	97.5
% change over previous year	1.6r	-3.3r	-4.8

Imports and Exports

	2008	2009	2010
Merchandise imports (\$m)	1,145.0	1,051.0	969.3
Merchandise exports (\$m)	23.6	28.7	26.6

Imports by country (%):

	2008	2009	2010
United States	70	68	72
United Kingdom	4	4	4
Canada	7	7	8
Caribbean (mainly fuels)	2	2	1
All other countries	18	19	15

Central Government Finance (\$m)*

	07/08	08/09	09/10
Total Revenue	938.9	902.4	928.1

Principal sources:

	2008	2009	2010
Customs duty	230.1	226.5	201.9
Payroll tax	341.3	336.5	377.8
Hotel occupancy tax	12.4	7.7	7.1
Passenger tax	20.7	29.6	32.3
Land tax	39.5	44.4	42.9
International company tax	72.8	47.8	59.8
Stamp duties	50.3	35.7	31.8

	2008	2009	2010
Total Expenditure ³	1,138.7	1,120.0	1,122.0

Current expenditure:

	2008	2009	2010
Salaries and wages	399.0	420.9	418.6
Other goods and services	377.0r	389.8	387.3
Grants and contributions	163.8	173.5	186.3
Capital expenditure:	172.4	125.9	113.4

¹ Annual averages² Revised annual averages to reflect new base year (2006)³ Includes current and capital

Company Statistics¹	2008	2009	2010
Local Companies	3,295	3,166	3,262
International Companies:			
Exempted	13,859	13,796r	13,145
Exempted partnership	1,168	1,250	1,302
Non-resident	589	588	631
Non-resident insurance	15	15	13
Total	15,631	15,649	15,091
Consumer Spending⁵ (\$'000)	2008	2009	2010
Food, beverages and tobacco	300.4r	315.3	317.9
Housing, light and power	958.5r	955.6	933.8
Clothing and footwear	104.8r	92.5	87.6
Household goods and services	380.2r	379.7	359.9
Other goods and services	1,631.8r	1,620.5	1,649.5
Total	3,375.7r	3,363.6	3,348.6
Banking (\$m)²	2008 ⁴	2009	2010
Commercial Bank Assets	22,806	21,626	23,368
Cash	96	89	88
Demand and time deposits ³	6,258	5,651	7,202
Investments	7,356	6,457	6,386
Loans and advances	7,954	8,341	8,631
Premises and equipment	462	477	505
Other assets	680	611	556
Commercial Bank Liabilities	22,805	21,626	23,368
Demand deposits	8,079	8,110	8,127
Time	7,117	5,891	6,690
Savings deposits	4,183	4,461	4,813
Other liabilities	809	570	547
Capital and reserves	2,617	2,594	3,191
No. of commercial banks	4	4	4

¹ Registrar of Companies

² Bermuda Monetary Authority

³ BMA has reallocated demand deposits and included them with time deposits

⁴ Totals may not add due to rounding

⁵ 2008 - 2010 consumer spending compiled using new methodology

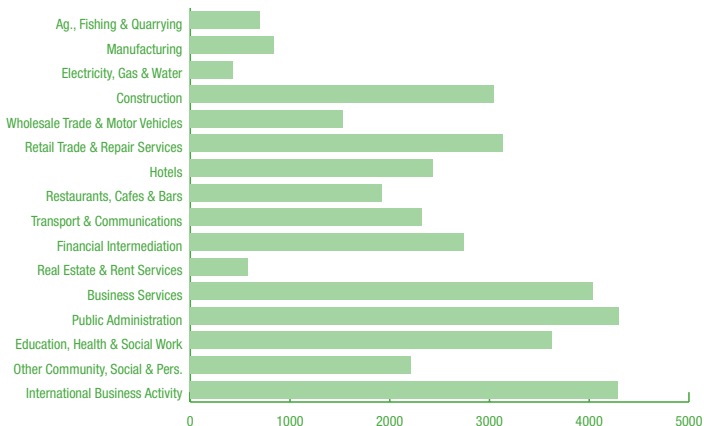
National Accounts*	2008	2009	2010
GDP at market price (\$m)	6,067.9	5,715.3	n.a.
GDP at constant price (\$m) (1996=100)	4,161.4	3,826.3	n.a.
GDP per capita	92,693	86,875	n.a.
Balance of Payments	2008	2009	2010
Current Account balance (\$m)	890r	548r	818r
Local Food Production (\$000)	2008	2009	2010
Vegetables	5,290	4,232	3,174
Fruit	302	241	189
Milk	1,993r	1,802	1,712
Eggs	344	344	344
Honey	203	183	50
Total	8,131	6,802	5,469
Local Flower Production (\$000)	2008	2009	2010
Flowers	118	180	n.a.
Housing	2008	2009	2010
Residential dwelling units (000s) ¹	30	31	31
New units completed	348	360	375
Use of Arable Land	2008	2009	2010
Total Arable Land	735	735	n.a.
Total Production	360	350	n.a.

¹ As at Jan. 08, Jan. 09, Jan. 10



Employment			
Jobs by Industry:	2008	2009	2010
Ag., Fishing & Quarrying	717	710	692
Manufacturing	915	907	841
Electricity, Gas & Water	412	409	426
Construction	3,649	3,488	3,042
Wholesale Trade & Motor Vehicles	1,502	1,568	1,529
Retail Trade & Repair Services	3,264	3,184	3,129
Hotels	2,942	2,719	2,432
Restaurants, Cafes & Bars	1,927	1,955	1,917
Transport & Communications	2,602	2,471	2,322
Financial Intermediation	2,907	2,781	2,741
Real Estate & Rent Services	625	606	574
Business Services	4,326	4,197	4,033
Public Administration	4,223	4,318	4,296
Education, Health & Social Work	3,279	3,624	3,625
Other Community, Social & Pers.	2,162	2,152	2,211
International Business Activity	4,761	4,431	4,287
Total	40,213	39,520	38,097

Employment, 2010



Proportion (%) of jobs held by:	2008	2009	2010
Males	52	52	51
Females	48	48	49
Bermudians	68	68	69
Non-Bermudians	32	32	31

Total Employment in Bermuda's Information Communication Technology Sector			
	2008	2009	2010
Total ICT Employment ¹	962	937	879
ICT Employment as % of Total Workforce	2.40%	2.40%	2.30%

Occupational Rankings by Number of Jobs and Bermudian Status in the Information Technology Sector

Occupation	2010		
	Total	Bermudian	Non-Bermudian
Telecommunication Technician	202	164	38
Telephone Installer/Repairman	38	37	1
Computer Analyst	168	99	69
Electronic Computer and Related Equipment Mechanic	132	68	64
Miscellaneous	2008	2009	2010

Trade union membership			
Bermuda Industrial Union ²	3,801	3,844	3,727
Bermuda Public Service	3561	3,961	3,772
Avg. employment income (\$)	77,014	76,599	80,996
Avg. hours worked per week	33.2	33.4r	33.5
Fisheries Industry	2008	2009	2010
Registered fishermen	313	306	340
Licensed fishing vessels ³	204	200	187

¹ Industries that are involved in the development, delivery and support of advanced technological products.

² Trade union membership totals reflect the latest numbers received at the Registry General. Some submissions are outstanding.

³ Those vessels which report volume of catch to Division of fisheries

Tourism

Visitor Arrivals (000)	2008	2009	2010
Cruise Arrivals	286.4	318.5	347.9
Air Arrivals	263.6	235.9	232.3
United States	189.4	172.7	166.0
Canada	27.2	24.9	30.4
United Kingdom	29.3	23.9	23.2
All other countries	17.7	14.4	12.6
Total¹	550.0	554.4	580.2

Hotel and Guest Houses

Number of beds	5,538	5,814r	5,722
Average stay (nights)	6.4	6.1	6.2
Visitor expenditure (\$m)	401.8	331.3	383.9
Air	344.1	266.4	322.9
Cruise	57.7	64.9	61
Hotel occupancy rate (%)	59.1	51.1	54

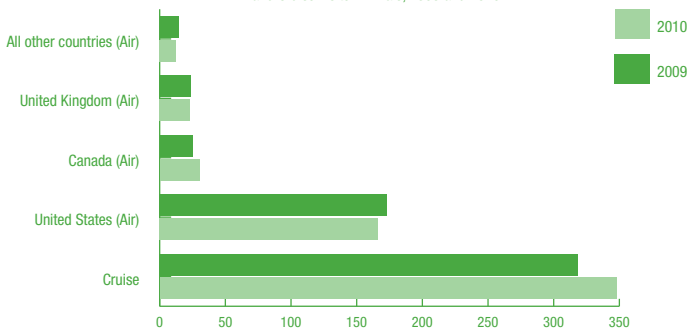
Merchant Shipping²

	No. of calls:		
Cruise ships	138	135	151
Cargo ships	179	176	168
Oil & gas tankers	24	19	26

¹ Totals do not include a small portion of visitors who are classified as ship/air visitors. These are visitors who arrive by ship and depart by air.

² Bermuda Harbour Radio

Air and Cruise Visitor Arrivals, 2009 and 2010



Health & Education

2010

Medical and Health Personnel	No.	Rate per 10,000 population	
Physicians/Surgeons	146	22.7	
Dentists/Dental Hygienists	67	10.4	
Optometrists	8	1.2	
Pharmacists	36	5.6	
Dietitians	7	1.1	
Registered Nurses	596	92.6	
Hospital Care	07/08	08/09	09/10
General:			
No. of beds	224	228	230
Discharges	6,655	6,339	6,130
Length of stay (days)	8.4	8.5	8.9
Occupancy rate (%)	70	66	66
Daily Bed Rate (\$)¹	987	1,056	n.a.
Avg. cost of stay (\$)	962	1,105	n.a.
Other selected statistics:			
Emergency visits	36,111r	33,447	38,981
Operations	9,529r	9,757	8,865
X-Ray (exams)	30,395r	30,547	32,496
Education²	2008	2009	2010
Local student enrollment:	10,423	10,598	10,321
Government schools³	5,785	5,614	5,486
Private schools⁴	3,669	3,715	3,522
Bermuda College	969	1,269	1,313
Teachers⁵	1,285r	1,260	1,244

¹ Rate for public ward

² Ministry of Education

³ Includes preschool children

⁴ Excludes preschool children

⁵ Includes school principals and special education teachers

Miscellaneous Statistics

Fire service ¹	2008	2009	2010
---------------------------	------	------	------

Total Number of Emergency Dispatches of which:

Total number of calls received	6,764	6,700	n.a.
Number of EMS Dispatches (KEMH)	4,270	4,000	n.a.
Number of Dispatches (Fire Service)	4,328	4,000	n.a.

Politics & Government	1998	2003	2007
-----------------------	------	------	------

General Elections:

Progressive Labor Party	26	22	22
United Bermuda Party	14	14	14
Total Elected Seats	40	36 ³	36 ³
Registered Voters (000s)	36.4	39.4	42.1
% Voting	81	75	76

Transport	2008	2009	2010
-----------	------	------	------

All classes of vehicles	48,571	48,356	49,662
Private cars	22,730	22,626	22,315
Motorcycles	19,700	19,921	20,902
Buses, taxis & limousines	759	776	710
Trucks & tank wagons	4,196	4,026	3,967
Other	1,186	1,007	1,768

Energy Consumption ⁴	2008	2009	2010
---------------------------------	------	------	------

Electric Power (000s kW)

Total Consumption:	644,954	656,083	650,571
Residential	268,563	271,682	276,824
Commercial	319,018	326,728	320,527
Other	57,373	57,673	53,220
Max. Demand (kW)	119,800	122,300	122,800

Net price per kWh (cents)⁵

Residential	39.35	36.82	37.95
Commercial	34.75	31.31	37.09

¹ Bermuda Fire Service

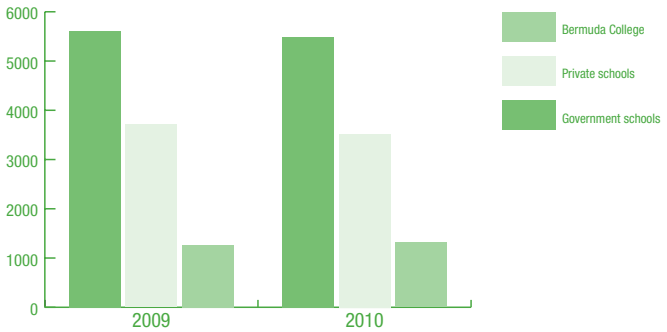
² Average dollar value of property loss for structural fires

³ Single seat constituency with a thirty-six seat House of Assembly

⁴ Bermuda Electric Light Co. Ltd.

⁵ Adjusted for discount and fuel adjustment

Local School Enrollment, 2009 and 2010



Other Statistical Publications

Monthly

Consumer Price Index	Free
Retail Sales Index	Free

Quarterly

Bermuda Quarterly Bulletin of Statistics	Free
--	------

Annually

Bermuda Digest of Statistics	Free
Bermuda Facts and Figures	Free
Employment Briefs	Free
Employment Survey Detailed Tabulation Set	Free

Other

Household Expenditure Survey – 1993	Free
Bermuda’s Stride Toward the 21st Century (Dorothy Newman Report, November 1994)	Free
The 1991 Census of Population and Housing	Free
The 2000 Census of Population and Housing	Free
Labour Force Trends (2000 Census Monograph)	Free
Social Dynamics (2000 Census Monograph)	Free

DEPARTMENT OF STATISTICS

Cedar Park Centre, 48 Cedar Avenue, Hamilton HM 11

(P.O. Box HM 3015, Hamilton, Bermuda HM MX)

Website: www.statistics.gov.bm

E-mail: statistics@gov.bm

Fax: (441) 295-8390

Tel: (441) 297-7761

SELECTED GOVERNMENT DEPARTMENTS

Department of Tourism

(441) 292-0023

Global House, 43 Church Street, Hamilton HM 12

(P.O.Box HM 465, Hamilton HM BX)

Registrar of Companies

(441) 297-7574

30 Parliament Street, Hamilton HM 12

Registry General

(441) 297-7709

30 Parliament Street, Hamilton HM 12

Immigration Department

(441) 297-7941

30 Parliament Street, Hamilton HM 12

Department of Education

(441) 278-3300

14 Waller's Point Road, St. George's DD03

Other Organizations

Bermuda International Business Association

(441) 292-0632

20 Victoria St., Hamilton HM 12

Bermuda Chamber of Commerce

(441) 295-4201

(P.O.Box HM 655, Hamilton, Bermuda HMCX)

Bermuda College

(441) 236-9000

Stonington Avenue, South Road, Paget PG BX

(P.O. Box PG 297, Paget, Bermuda PG BX)

Visitors Information Centre

(441) 295-1480

8 Front Street, Hamilton HM11

